



Questing Quill



April Fools 2000

Lady Rhianna MacGregor
C/o Paula Sageser
2624 South 600 East
Salt Lake City, UT 84106



This is no joke!

April 19

Baronial Populace Meeting/Forum

Please see page 1 for details.

Guilds

MUSICIANS: Call for time and place—Mistress
Anne de Junius (801)466-7300
HL Mary Amanda 485-0515

CLOTHIERS: Mondays
HL Heloise de Bec
(801)281-2579

ARMORIES: Call for times open
SAKURA ARMORY: Sir Maikeru
(801)972-3673
HEMPFFE HAUS ARMORY:
Sir Gerald fitzGerald (801)485-9589

ARCHERY: Please call for appointment
Lady Adelheid (801)965-815

CALLIGRAPHERS: 3rd Tuesday
Viscount Sir Olaf (801)256-3738
2184 W. Long Court (8910 South) SLC

COOKS: 1st Tuesday
Lord Vogg (801)966-4028
Master Edward (801)571-3678

WORDCRAFTERS: 2nd Tuesday, Lady Halla
Brandslottir (801)566-4845

GAMERS GUILD:
HL James of Penmore (801)521-6584

COLLEGE OF LOCH SALANN:
2nd Tuesdays—Please RSVP by previous Sunday or NO class will be taught
Master Sir Tryggvi Garbarrd and Mistress Agnese Canigiano
4456 West Bingham Park Drive (approx. 90th South) (801)280-3056
tryggvi@mail.xmission.com

Web Sites:

Kingdom of Artemisia:
www.xmission.com/~tryggvi

Barony of Loch Salann:
<http://members.aol.com/bagpiper/lswab/ls.html>

This is *The Questing Quill*, published by and for the members of the Barony of Loch Salann of the Society for Creative Anachronism, Inc., for April 2000. The Questing Quill is available from the publisher at \$8.00 a year. Checks should be made payable to the Barony of Loch Salann and sent to the Reeve. It is not a corporate publication of the Society for Creative Anachronism, Inc., and does not delineate SCA policies.

Contents are copyright 2000, The Barony of Loch Salann. Except where otherwise stated, all articles in this publication may be reprinted without special permission in newsletters and by other branches of the SCA., Inc. subject to the following conditions:

1. The text must be printed in its entirety, without additions or changes.
2. The Author's name and original publication must be printed with the text.
3. You must send a letter to the editor of this newsletter, stating which articles you have used and in which publication the material has been reprinted.

The submission deadline is the 3rd Wednesday before the month in which you wish your article to appear—If you want the article in the May Quill, you must hand in your article on the 3rd Wednesday of April, AT THE LATEST.

Art Credits: Print Shop. Photos by the editorial staff

Baronial Officers

BARON AND BARONESS:

Baron Niccolo Gianfigliuzzi Genovese and
Elyn of Coffinbury
Bruce Padget and Ellen Stavash
4559 Sunstone Road #136
Taylorsville, Utah 84123
(801)281-2494 email: baronageLS@cs.com

SENESCHAL

Lady Meghan of Clan Sutherland
Peggy Goff
5525 South Hunt Road
Salt Lake City, Utah 84117
(801)266-6513

HERALD:

Lady Aeschine Larke
Trischia W. Garrison
P.O. Box 57695
Salt Lake City, Utah 84157
(801)525-1296 email: ladylarke@uswest.net

REEVE:

Lady Sorcha Malane Corrigan
Stephanie Goodfellow
3440 S. 500 East #101
Salt Lake City, Utah 84106
(801)463-6821 email: jen_steph@hotmail.com
Deputy: HL Morrwen Oriana
e-mail: blsreeve@aol.com

ARTS AND SCIENCES

HE Mary Amanda
Mary Amanda Fairchild
(801)485-0313 e-mail: mafair@sisna.com

ACTING ARTS AND SCIENCES

HL Heloise de Bec
6458 S. Vine Field Lane
Salt Lake City, Utah 84124
(801)281-2579 golsen@inconnect.com

KNIGHT MARSHAL:

Lord Christoph von Lubbeke
Dave Sageser
2624 South 600 East
Salt Lake City, Utah 84106
(801)483-2568 email: DnPSageser@aol.com

Rapier Marshal:

M'Lord Daniel d'Aurelle
(see info for Sheriff)

HOSPITALER:

M'Lady Edana Lioness MacDonald
Chandra Stewart
425 West 1720 North #113
Provo, Utah 84604
(801)344-5213 email: cab72@email.byu.edu

ACTING CHRONICLER:

Lady Rhianna MacGregor
Paula Sageser
2624 S. 600 E.
Salt Lake City, UT 84106
(801)483-2568 email: DnPSageser@aol.com
Chronicler: vacant

CHIEF SCRIBE:

Viscount Sir Olaf,
Roger Dalling
2184 W. Long Court (8910 South)
Salt Lake City, Utah 84088
(801)256-3738

QUARTERMASTER:

Lady Bronwyn Morgan
Jeni Hansen
464 South Post Street
Salt Lake City, Utah 84104-1228
email: scaquartermaster@home.com.

SHERIFF:

M'Lord Daniel d'Aurelle
Raymond L. Garrison II
P.O. Box 57695
Salt Lake City, Utah 84157
(801)334-8247
email: alevcrysh@home.com

LIST MISTRESS:

Lady Clare Frevisse De Mont St. Michel
116 Kelsey Ave,
Salt Lake City, Utah 84111
(801)363-3198
email: Hereford@xmission.com

CANTON OF ARROW'S FLIGHT

SENESCHAL:

Lord Geoffrey Forester (801)225-1225

Young Willy is up on the high castle wall.
 Come down foolish boy, you are going to fall!
 "What idiocy!" grumbles Squire McGuire,
 "What ever possessed him, I'd like to inquire?"
 "'Tis lunacy sure," mumbles Maggie O'More,
 "'E's balmy 'e is, right through to the core."

The constable growls, "I should give him a wallop!"
 "Oh no, cries his mother, "I'll give him a dollop
 Of sweet berry jam on his muffin at tea.
 Come down silly Willy, please, do it for me."
 Oh, look! A great bird swooping out of the sky!
 He snatches poor Willy and off he does fly!

Take heed all you children who oft disobey,
 Or a great taloned bird may steal you too some day.

Ciara Fionnghuala ni'Cearbhallain



BARONY'S NEWEST DUCK

Unto all who come by these letters, Greetings.

We are happy to say that Our Barony has found two defenders to protect us from that dread saline-swilling demon decapod, the nefarious Brine Shrimp, and that we have found two ladies Shrimp Bait, both wonderfully qualified to lure said beast to his rightful doom. Our champion in chivalric combat is Lord Yuri the Yakslapper, who was inspired and aided by Countess Cassandra Eymann, and our rapier champion is Daniel d'Aurette, whose inspiration was our Herald, Lady Aeschene Larke. Although Lord Yuri resides in Gryphon's Lair, all fighters agreed that it was right and fitting that he be Our Defender.

This month will be our annual populace meeting for calendar planning. (Exact time and place announced elsewhere in this issue.) This meeting will set our event calendar for the mundane year 2001. One possibility we would like to explore is more specialized events—events where an entire day is devoted to one endeavor, to permit study of it in depth. The information gained in this meeting will be used by Our Seneschal as she does battle with—er, that is, attends the calendar planning meeting at Uprising. If you would like to autocrat an event in 2001, be at this meeting.

Finally, know that the world comes to Loch Salann this year. In September, the Known World Academy of Rapier will be held here, and in October—on the same weekend as our championship in the Arts and Sciences—the Board of Directors will be meeting here.

Niccolo
 Baron

Elyn
 Baroness

Hear Ye! Hear Ye!
Baronial Populace Meeting, April 19th, 6:30 p.m.
Site will be the Auditorium of the Park Library,
4870 S. 2700 W.

This will be the calendar planning meeting for next year's events to be held in the Barony. Anyone who has an idea for an event, or who wishes to autocrat one, should plan to attend. If you have other Baronial business to discuss, please contact Lady Megan in advance so she can put it on the agenda. Weather and time permitting, those wishing to fight can bring their armor and fight in the nearby park.

Upcoming Local Events:

Loch Salann Melee Madness, June 17-18, 2000, Provo, Utah
 Event Steward: Sir Michael the Lucky, e-mail: sirml1@hotmail.com
 See the *Sage Advice* or next month's *Questing Quill* for more details.

Lady Megan of Clan Sutherland sends greetings

The decision has finally been made. The Barony of Loch Salann will be hosting the Knowne World Academie of Rapier, September 23rd and 24th of this year. This will really give us a chance to show what a great host the Barony can be.

I know that you will all give your support and lend a helping hand to Lord Johann Wolfblut, Baron Niccolo, Lady Aeschine, and M'Lord Daniel D'Aurelle if needed.

We are also pleased to announce that Constance De LeRose will be the Autocrat of the Barony Arts and Sciences and Baroness Champion event in October.

Rumor has it that the Board of Directors might be in town on that day and may drop in for the evening's entertainment.

Yet another chance for us to show off~

Speaking of events to come. It is time once again to be thinking about the Calendar of Events for next year. As you are all aware we meet at Uprising each year to plan the Kingdom Calendar. Before this annual meeting we need to have a Populace Meeting to gain input from the populace as to what events we want on the Calendar for next year and gain commitments from members of the populace that would like to autocrat those events.

Please be thinking about the type of event that you would like to Autocrat, what time of the year that you would like this event to happen, and anyone else that you would like to include as part of the event. Example might be Feastocrat, Dance Master, etc.

If you do not want to Autocrat an event but have some great ideas as to the content or theme of an event please be willing to share those ideas as well. We need new ideas and new people to help carry out those ideas. There is always help. Many people have been Autocrats or Feastocrats in the past and are more than willing to give advice or act as a Co Autocrat to help a new Autocrat with a future event.

Don't be afraid to try something new.

Lady Megan of Clan Sutherland
Peggy A Goff
801-266-6513

Writers at Work

We at Wordcrafters gave ourselves a challenge of using the words "silly", "idiocy", and "dollop" in a piece of writing. In the spirit of April Fools we challenged ourselves to get as silly as possible. Here are our offerings, we hope you enjoy them.

The Frog Princess

"Silly, silly, silly," cried miss Mab shrilly. Young Thomas just slogged ahead.

"Stop this idiocy," demanded Master Quincy. "Even if it's true that the missing princess has, as some have it, been turned into a frog, what makes you think that she's to be found in our swamp?"

"And even if it's true," swore Sir Xavier as Thomas waded deeper, "you'd have to be a prince to restore her, and you're nothing but an orphan, and probably of questionable parentage. Haven't you a dollop of common sense?"

Thomas slogged out of earshot, savoring the squelch of mud between his toes as he went. He delighted in the slick and slippery sliminess of each frog he picked up to kiss, but so far none of them had been a princess.

Then he saw her, the most beautiful frog yet. Her slimy hide glistened with iridescent hues of green and purple. Now that, thought Thomas, is a princess if ever I saw one (he hadn't).

He picked her up and planted a kiss right on her wide, lipless mouth. She started changing, not turning to human but growing, or maybe he was shrinking, 'til she was nearly as big as he.

"Rrbttt," he said to his princess.

Lady Halla Brandsdottir
April's Fool

(Continued on page 12)

be embroidered and allowed to peek through your jerkin or bodice sleeves.

I have used this pattern to make half a dozen chemises and can very easily throw one together in just over 2 hours. If I am making several of the same size, I stack my fabrics and cut them all out at the same time and sew them in an assembly-line fashion, working the pieces as groups (all the yokes first, then the collars, then the skirts, etc.).

I suggest making the chemise in the short-skirted version but the ladies may prefer to use the full version, also.

I suggest cotton, cotton polyester, linen, or silk for your material choice, remembering to wash, dry and iron all materials that you will be washing after wearing. And try some colors other than white and off-white. They look really good in color. After all, this pattern is so-o-o-o easy that you could have half a dozen or so, one to match every outfit.

When you see me at events or at Fighter Practice, please come up to me and show me how your chemise turns out! And good luck!

In your service,

Lady Cate

© 1999



**LORDSHIP JAMES OF
PENMORE, HEAD OF
GAMES GUILD
DEFENDER TOURNEY**

Loch Salann Anthem

The Barony of Loch Salann below the mountains high
Stands for all eternity as Artemisia's pride
Come to the shore and hear our ancient song!
Long live our land in strength and honor, rock and sand

The Jordan River flows along to our own Dead Sea
Doedecapods beware! We'll never set you free!
Chivalry reigns in battle and pavanne
Dance all the night and conquer foe at break of dawn

Now if you see me stand in colors black and white
Your choices are but two--join or lose the fight!
Loch Salann lives in all our hearts and minds
Forever true, our homeland for all time.

By H.E. Mary Amanda

Copyright Mafairchild 12-9-99

Greetings Populous of Loch Salann:

The Barony has a new Hardsuit Deputy Knight Marshal, Lord Timmur ana min Ramel.

Just a reminder, fighter practice is currently being held at the Evergreen Junior High School cafeteria (3401 South 2000 East). Your best bet is to park on the east side of the building. The site is free, but donations to help cover the costs of previous winter sites would be appreciated.

In Service,
Christoph von Lubbeke

From the Cook's guild

Members of the Baronial Cook's Guild gathered at the home of Mistress Casamira on the evening of March 7, 2000. They were there to prepare and taste the wonderful meal that had been organized by Master Edward and Mistress Margaret.

This meal consisted of Cream of Broccoli Soup, Boiled Cabbage with Smoked Pork Butt, Rice Pilaf, Steamed Carrots with Butter and Apple Tarts. Although this was a large menu preparation went quickly with the help of Mistress Casamira, Master Edward, Mistress Margaret, Lordship Vogg, Ladyship Morwenna, Lordship James, Lady Rhiannon, and M'Lady Constance.

It was a first meeting for M'Lady Constance, but she jumped in with both feet, and soon had our main dish well under way. She also contributed greatly to the puns being bantered about.

After all the work was complete, we sat down to enjoy the sumptuous food we had prepared. We were joined for dinner by Lordship James' son, M'Lord Jonathon. After eating our fill we decided on the following recipe to share.

BOILED CABBAGE WITH SMOKED PORK BUTT

- 2 pounds smoked, boneless pork butt, in 1 piece
- 3 quarts boiling water
- 1/2 cup firmly packed brown sugar
- 1/4 cup fine soft bread crumbs
- 1 teaspoon dry mustard
- 1 medium green cabbage (3 to 3 1/2 pounds)
- 1 Tablespoon corn syrup or molasses
- 1 medium yellow onion, peeled and studded with 4 whole cloves
- Salt and Pepper (to taste)

Place the meat in an 8 quart pot. Add boiling water, cover and simmer for 1 1/2 hours. Mix the brown sugar, bread crumbs and mustard, and set aside.

Remove any limp outer leaves from the cabbage and then cut it into slim wedges. Do NOT remove the core or the cabbage wedges will fall apart. (Insert toothpicks at strategic points along the cabbage wedges if they won't hold together)

When the smoked pork butt has cooked for 1 1/2 hours, preheat the oven to 350 degrees. Remove the pork butt from the pot and set aside, reserving the cooking liquid. Pierce the pork butt in several place with a sharp fork. With a pastry brush, coat the top and sides of the meat with the corn syrup or molasses. Pat the crumb mixture firmly on the top and the sides of the meat. Place it in a shallow baking pan and bake uncovered for 25 to 30 minutes.

Blanch the cabbage and the onion in the reserved broth until the cabbage is just tender, about 5 minutes. Remove the onion, discard the cloves, slice the onion and return it to the cabbage. Drain and add salt and pepper to taste. Slice the pork butt and serve with the cabbage.

Serves 3 to 4

The Cook's Guild hopes you enjoy this recipe, and invites any who are interested to join us. Our next scheduled meeting will be on April 4, 2000, and will be held at Mistress Casamira's home, as Lordship Vogg is in the middle of moving to a bigger abode. For more information contact Master Edward at (801) 571-3678. We hope to see you there.

Happy Eating,
The Cook's Guild

tons on the yoke that you attach the two front skirt pieces where they are originally attached to the yoke. You will also want to leave the center front seam open and then sew it flat by about 2 to 4 inches to facilitate putting the chemise on over your head. One or 2 ribbons may be sewn to the back of the center front opening of the skirt here, to securely close the center front if it has an unsightly gap. You may also want to sew ribbons on the yoke and cuffs instead of buttons. Use velvet or grosgrain ribbons, not satin, as the satin ribbons are, in my experience, constantly coming untied.

5. You may use the cuffs as Simplicity has them or you may want to do them as I did (figure 1). To do this, cut 4 cuffs or bands instead of 2. Go to step #18 of simplicity's instructions. Do steps 18, 19, and 20, leaving cuff band open and omitting #20's instruction to "slip stitch pressed edge of sleeve band over seams". Instead, after you have stitched the sleeve band to the sleeve, stitch the second sleeve band to the sleeve, stitch the second sleeve band to the first, right sides together (see example A), then turn the sleeve band, right side out, and slip stitch the lining to the sleeve. You may wish to lave the interfacing out on this cuff. You will need to pay special attention to the placing of the cuff so that it opens on the outside of the wrist.

6. Now, sew button holes or loops and the buttons or ribbon ties. Hem the cuffs (where appropriate) and skirt, and you are done.

You may want to embroider the yoke, color and sleeve bands. If so, do this AFTER cutting them out and BEFORE sewing the chemise together. You will want to serge or zigzag each of the pieces edges first, though. This pattern also has an extra piece called a sleeve panel. This piece could also

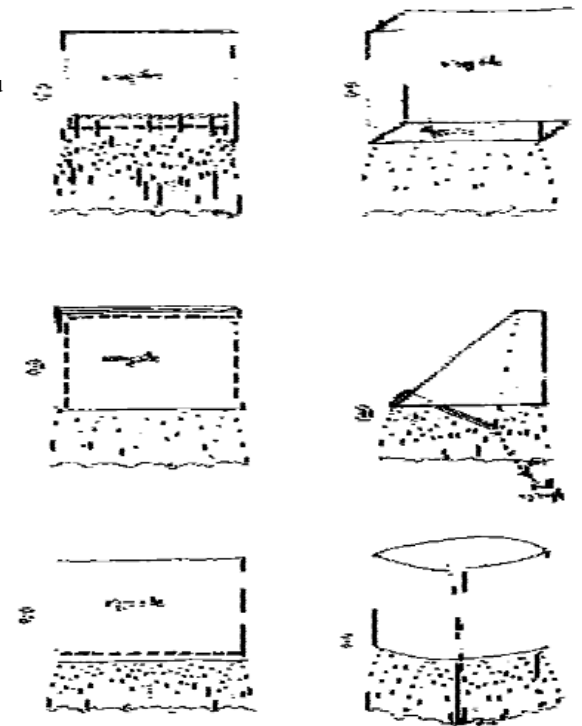


Figure 1

(Continued on page 10)

How to Use a Mundane Pattern to get an SCA Look

By Lucretiza Catrine Vander Nacker

We will start with the basic chemise and will be using the Simplicity design: "Your own easy robes pattern #7336 sizes A-xs, s, m, l, ls". The A means that this is an adult pattern. You will want to use pattern pieces

1. front (short robe)
2. yoke front
3. back (short robe)
4. yoke back
5. sleeve

Optional pieces we might choose to use are:

6. sleeve band (cuffs)
7. Collar
8. sleeve panel

1. First cut out pattern pieces 1, 2, 3, 4 and 5. You might want to bypass cutting the actual pattern pieces if you are going to be making the chemise in more than one size. In this case, trace the appropriate size on see-through paper (or pellon) instead. To do this, first cut the pieces out in the largest size with a margin of paper left all around. Iron these pieces flat with your iron set on **low** to smooth out the wrinkles and folds. Then take colored markers with a fine tip and trace over the size you wish to use. (Use a different color marker for each size.) This way, you will be able to follow the correct size line for each size you wish to use. Where the size lines come together as a single line, leave them black.

Don't forget to write the pattern information on your pattern, such as pattern number and name, size, directional arrow, number of each piece needed ("cut 2"), stitching lines, notches, dots, and any other pertinent information that is on the original pattern. Do this for each and every size (I also like to put the pattern name and number so that if 'way down the road a piece becomes separated, I know what it is).

2. Cut out your new pattern pieces. Follow the instructions included by Simplicity for laying out and cutting the fabric. If you plan to add buttons to the yoke, you will need to increase the center front of the yoke by 1 to 1 ½ inches, to allow for the overlap.

3. Now follow Simplicity's "general" sewing instructions. You may omit such things as the bow piping, drapes, and epaulets. The chemise can be made with or without the collar and cuffs, also (but leave the zipper out).

4. After this, you will be at Simplicity Instruction # 25. If you are using the collar and cuffs, you may want to add a ruffle, lace, trim, or other adornment. If you are omitting the collar and cuffs, the instructions will tell you how to do this, also. Make sure if you've added to the center front to put but-



**DEFENDER TOURNEY,
MARCH 25, 2000**



APRIL 2000

Sun	Mon	Tue	Wed	Thu	Fri	Sat
			Fighter Practice			1 <i>Spring Thaw—</i>
2	3	4	Fighter Practice	6	7	8 <i>Crown Tourney</i>
9	10	11	Fighter Practice	13	14	15 <i>Regional Collegium</i>
16	17	18 Baronial Forum— Lady Megan's	19 Populous Mtg.	20	21	22 <i>Pleasure Faire—</i>
23	24	25	Fighter Practice	27	28	29
30	<p>NEW FIGHTER PRACTICE SITE! Evergreen Junior High School cafeteria—see page 3 for address.</p> <p>Populous Meeting to be held at: Park Library Auditorium, 4870 S. 2700 W.</p>					